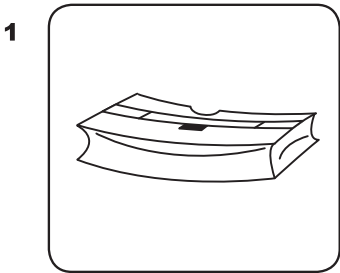




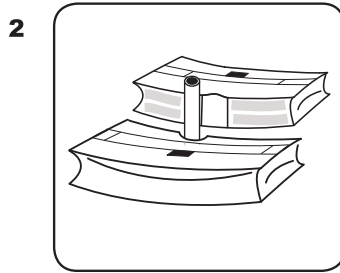
# Thank you!

## Gravipod. DUO SQUARE™ SET-UP GUIDE


PORTABLE GRAVITY.



1 Unfold both halves of the DUO™ Gravipod® Umbrella Weight Bags.



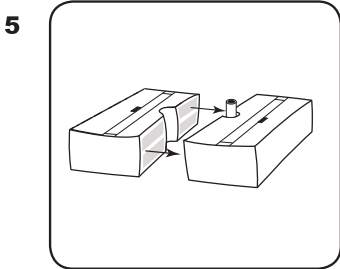
2 Position both halves on the umbrella stand with the Easy-Fill ports facing up.



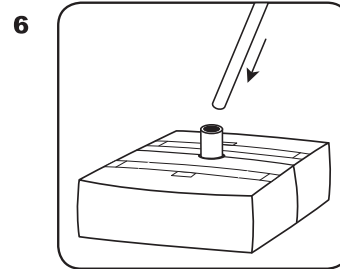
3 Using a scoop or funnel, fill each of the DUO™ weight bags with approximately 55lbs/25kg of clean dry sand.



4 Once filled, re-seal velcro fill ports



5 Push both halves together, lining up the velcro on each side. Press firmly together.



6 Set the umbrella back into the stand – your DUO™ Gravipod® weight bag is ready to go to work! Total weight equals 110lbs/50kg.

At Premier Tents we highly value and utilize customer feedback as we strive to continually improve our products and performance.

As a matter of fact, the very product in your hand was based upon customer inspired innovation!

If you could please take a few moments of your valuable time to write a product review, we promise we will honor your effort and put your feedback to good use.

Questions or Concerns? Please allow us to address them directly. Call us at 877-746-8368.

NOTE: When not in use, remember to move your DUO™ Gravipod® inside for storage.

For additional filling instructions and warranty information, please visit [gravipod.com](http://gravipod.com)



[www.premiertents.com](http://www.premiertents.com) | 877.746.8368



### WARRANTY CERTIFICATE

Premier Tents has built a reputation by engineering and manufacturing products that exceed consumer expectations for quality and durability. Our Lifetime Guarantee covers all of our Canopy and Umbrella Weight Bags lines. Premier Tents will repair or replace, at its discretion, any manufacturing defect in these products free of charge. This warranty guarantee does not cover damage caused by normal wear and tear, accidents, improper care, or non standard usage or negligence. Products purchased must be purchased from an Authorized Premier Tents dealer and should be returned to us for evaluation.

**\*Lifetime**

The term Lifetime refers to the lifetime of the product. Unfortunately, it doesn't mean your lifetime or ours, but rather the lifetimes of the components, fabrics, and materials. While we choose the very best materials available to make our products as durable as possible, all materials degrade over time with use and exposure to the elements and a product's lifetime is a function of how much use it gets and how well it is cared for and not by how old it is.

**\*Manufacturing Defects**

A manufacturing defect exists if the product departs from its intended design. Defective materials (zippers, buckles, fabrics, etc.) or workmanship (seams, construction, etc.) are covered by our Premier Tents warranty for the lifetime of the product. Premier Tents will repair or replace at its discretion any manufacturing defect in these products free of charge.

**\*Wear and Tear**

Wear and Tear is damage that naturally and inevitably occurs as a result of normal use. Moving parts will wear out and fabrics will deteriorate and fade over time. And while we choose the best materials available for the application, all materials degrade over time with use and exposure to the elements.

**Submit a Warranty Claim:**

Please contact our Customer Service department with any questions or concerns at [staff@premier tents.com](mailto:staff@premier tents.com) or 877-746-8368. Return shipment must be prepaid. All returned products are required to be clean and dry for warranty evaluation. If the claim is determined to be valid, the product will be replaced at Premier Tents expense within 10-15 days. Any replacements or exchanges will be at the discretion of Premier Tents, based on the type of product sent in and the availability of replacement styles and colors.

A Product Of:

